



Social Report 2008



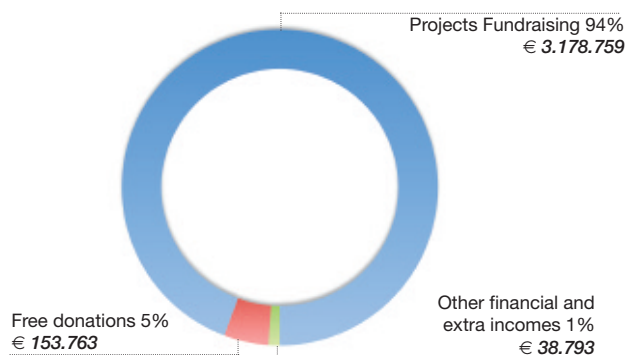
CCS Italia
centro
cooperazione
sviluppo onlus

ISO 9001
REGISTERED FIRM
SPO CERTIFICATE N. 30135

Raised funds

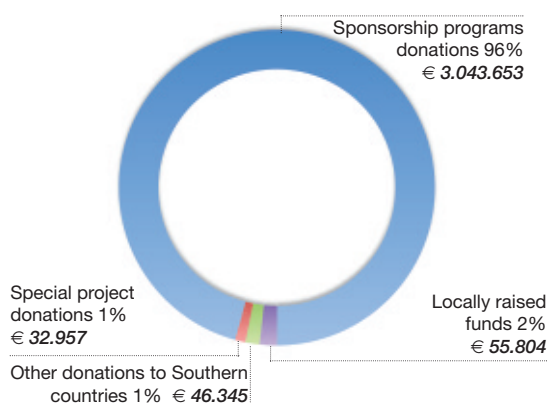
Incomes

During 2009, CCS relied on a total fundraising of € 3.371.315, which was composed as follows:



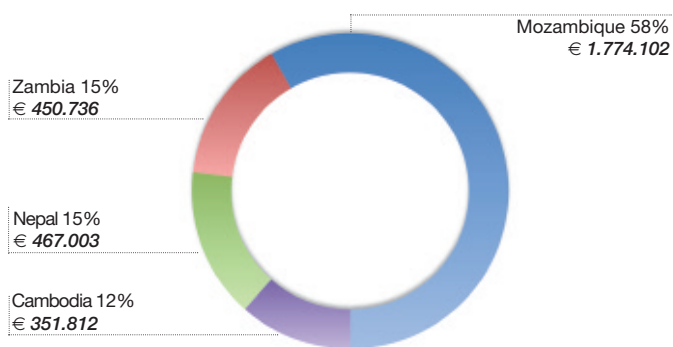
Projects Fundraising

Project fundraising was composed by sponsorship programs donations, special project donations, other donations to Southern countries and locally raised funds:



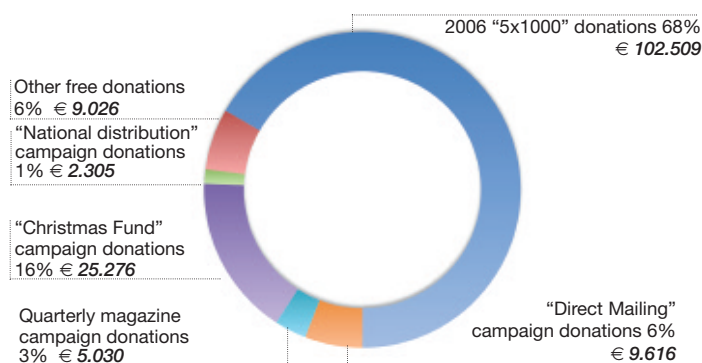
Sponsorship Programs Donations to Southern countries

Within projects fundraising, sponsorship programs donations for each Southern country were the following:



Free donation fund raising

Free donations fund raising amounted to €153.763, corresponding to 5% of the total. It was composed in the following way:



Sponsors and Donors

SPONSORS

Subjects who agree to a sponsorship program and regularly pay related fees are defined "CCS sponsors".

Total of sponsors:	17.188
Persons:	16.827
Organisations:	361
Average fee (€):	180,00

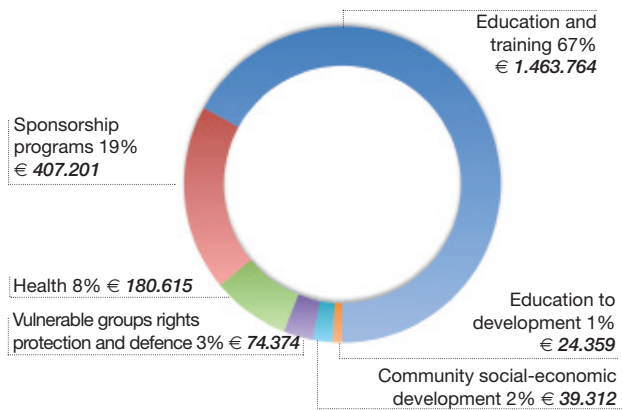
DONORS

Subjects who contribute with spot donations to any of CCS projects, no regard to their agreement to a sponsorship program are defined "CCS donors". This category has been introduced for the first time during 2008.

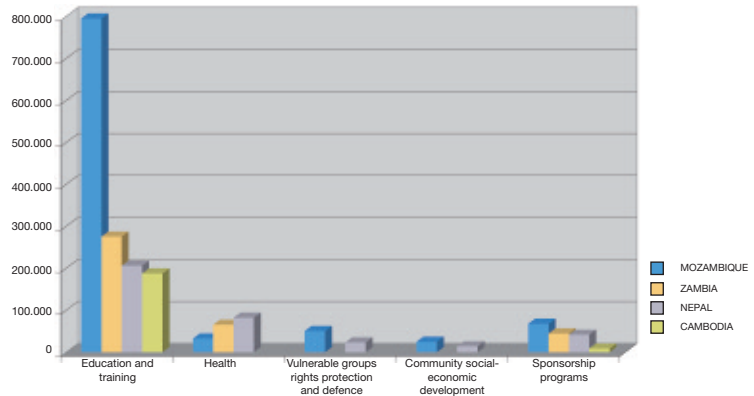
New donors acquired:	604
Total fund raising (€):	11,921
Yearly average donation (€):	20,00

Funds destination

Funds destination to different kinds of projects

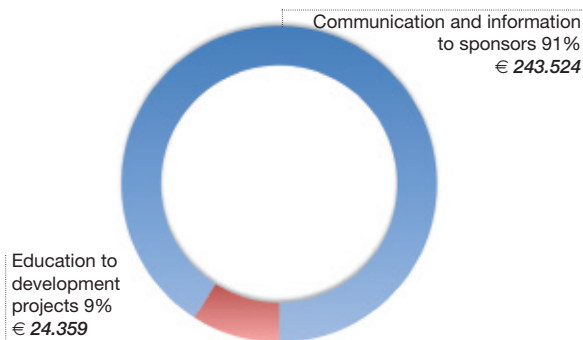


Funds destination to different kinds of projects in Southern countries



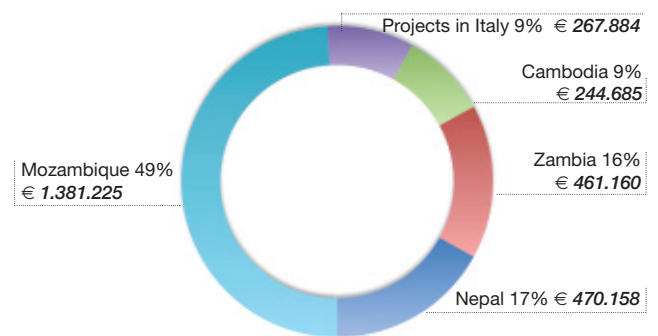
Funds destination to projects in Italy

Projects in Italy are related to information and awareness campaign towards society, as "Αμσ - (Insieme) - Project of Education to Intercultural-ity" and communication actions towards sponsors. The total amount for 2008 was of €267.884, allocated as follows:



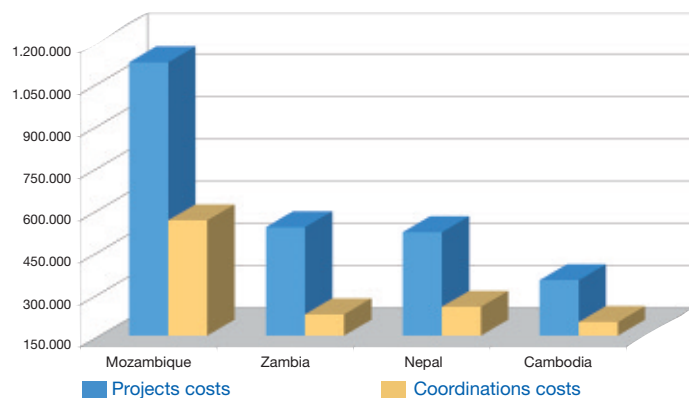
Total funds destination to projects, on geographical basis

During 2008, CCS destined to the institutional activity (project realization in Southern Countries and Italy) a total amount of €2.825.112, allocated as follows:



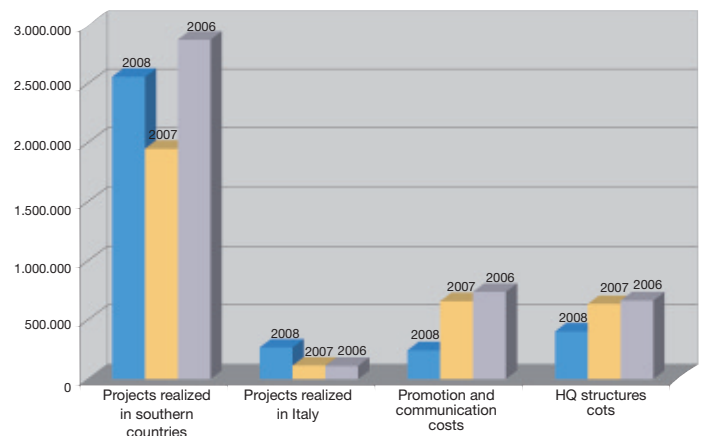
Relation between coordination and projects costs

Bar graph shows for each Southern countries the relation between projects costs and local offices coordination costs. "Local office coordination costs" refer to resources which are destined to local structure support, functional to projects realization. Costs of the staff which is directly employed in projects management are considered direct project costs and therefore attributed in percentage to each project (considering each project economic value).



Funds destination 2006-2008

If compared with 2007, bar graphs shows an increase of CCS mission destined funds (from 2.836.388 to 3.337.233 euros); a reduction of promotion and communication destined funds (from 658.933 to 244.236 euros) and a reduction of headquarter structure destined funds (from 635.304 to 402.587 euros).



STATEMENT OF ASSETS AND LIABILITIES 2008

31-12-2008

31-12-2007

ASSETS	1,947,423	1,590,556
A) DEPOSIT CREDITS TO PARTNERS	-	-
B) TYING UP FUNDS	98,594	34,426
I - Intangible		
1) Intangible tying up funds	62,379	17,856
2) Sinking funds and intangible tying up funds devaluation	83,473	1,017,561
	(21,094)	(999,705)
II - Tangible		
1) Tangible tying up funds	15,639	16,570
2) Sinking funds and tangible tying up funds devaluation	46,754	53,026
	(31,116)	(36,456)
III - Financial	20,516	-
C) CIRCULATING ASSETS	1,835,100	1,550,077
II - Credits		
1) Third-party Credits	6,995	13,830
2) Tax Credits	4,558	490
3) Partners credits	-	1,592
4) Caution money	2,437	9,312
		2,437
III - Financial activities (not tied up funds)	1,131,448	314,270
1) Other shares	1,131,448	314,270
IV - Available funds	696,658	1,221,977
1) Cash and shares	2,356	2,433
2) Headoffice deposits	542,860	1,219,543
3) Southern Countries deposit for projects	151,442	-
D) ACCRUAL AND REDISCOUNT	13,789	6,053

LIABILITIES	1,947,423	1,590,556
A) PROPERTIES AFTER TAX	1,368,790	1,276,051
I - Endowment Funds		
	12,491	12,491
II - Locked-up Funds	1,456,921	1,112,954
1) Sponsorship Funds	1,388,176	1,086,053
2) Projects Funds	68,744	26,892
III - Management results	(100,621)	150,606
B) RISKS AND CHARGES FUNDS	42,500	42,500
1) Risks and charges funds	42,500	42,500
C) SEVERANCE PAY FOR DEPENDEN	49,139	34,230
D) DEBITS	450,845	211,549
I - Supplying firm debits	227,549	136,213
II - Projects debits	151,442	97,289
1) Work in progress project's debits	151,442	-
III - Other Debits	71,854	75,336
1) Revenues debits	19,795	21,953
2) Social security institutions debits	22,258	20,027
3) Staff debits	29,802	33,356
ACCRUAL AND REDISCOUNT	36,149	26,226

MANAGEMENT STATEMENT 2008

31-12-2008

31-12-2007

1) CLASSIC ACTIVITIES EXPENDITURES	3,069,349	2,721,951
Expenditures for Southern Countries projects fulfillment	2,557,228	1,948,582
Mozambique	1,381,225	1,109,131
Zambia	461,160	303,151
Angola	-	51,479
Nepal	470,158	356,338
Cambodia	244,685	128,482
Expenditures for Italian projects fulfillment	267,884	114,437
Projects in Italy	267,884	114,437
Expenditures for Communication and Promotion	244,236	658,933
Direct charges	227,543	129,154
Tying up funds for promotion	-	529,644
Other events charges	-	135
Communication staff	16,693	-
2) RAISING FUNDS CHARGES	-	-
3) INCIDENTAL ACTIVITIES EXPENSES	-	-
4) FINANCIAL CHARGES	29,257	13,582
Interests and other financial charges	29,257	13,582
5) EXTRAORDINARY CHARGES	12,034	2,259
Other extraordinary charges	12,034	2,259
6) GENERAL MANAGEMENT CHARGES	361,296	619,463
Staff charges	172,095	304,552
General charges for services	107,398	186,138
Third party assets use	39,867	26,181
Tying up funds	26,014	14,189
Other management charges	6,209	82,172
Business taxes	9,714	6,231
7) OTHER CHARGES	-	-
TOTAL CHARGES	3,471,936	3,357,254
MANAGEMENT RESULTS	-100,621	150,606

1) CLASSIC ACTIVITIES INCOMES	3,332,522	3,509,483
Raised funds for projects	3,178,759	3,404,255
Sponsorship donations	3,043,653	3,245,368
Mozambique	1,774,102	1,450,736
Zambia	450,736	303,151
Nepal	467,003	51,479
Cambodia	351,812	128,482
Donations for Special Projects	32,957	127,623
Other donations for Southern Countries	46,345	31,264
Local projects raised funds	55,804	-
Free Donations	153,763	105,228
2) RAISING FUNDS INCOMES	-	-
3) INCIDENTAL ACTIVITIES INCOMES	-	-
4) FINANCIAL INCOMES	6,188	8,930
Other financial incomes	6,188	8,930
5) EXTRAORDINARY INCOMES	32,605	11,363
Other extraordinary incomes	32,605	11,363
6) FLUCTUATION BALANCE	-	-22,116
Fluctuation balance	-	-22,116
7) OTHER INCOMES	-	200
TOTAL INCOMES	3,371,315	3,507,860

Activity indicators

SPONSORSHIP

Total sponsorship relations	17.987
Individual sponsorships	16.870
Collective sponsorships	1.117

EDUCATION AND TRAINING

Didactical material kits for students	29.661
Didactical material kits for teachers	986
Didactical material kits for schools	162
Sport material kits for students	67
Classrooms (built)	22
Classrooms (renovated)	11
Administrative offices (built)	6
Administrative offices (renovated)	8
Teacher houses (built)	2
Desks	965
Teacher desks	277
Blackboards	38
Chairs	97
Training courses for teachers	101
Teacher salaries	74
School agricultural production kits	43

HEALTH

Milk tins	3.650
Water tanks	19
Water filters	37

Soap bars	9.962
Toothbrush and toothpaste kits	320
Anti-malaria doses	7.400
Toilets	21
HIV-AIDS tests	470

EDUCATION TO DEVELOPMENT

Class laboratories	132
Class hours	264
Participating schools	11

Beneficiaries

PROJECT ACTIVITIES IN SOUTHERN COUNTRIES

Direct beneficiaries

Education and Training	45.562
Health and sanitation	15.535
Vulnerable groups rights protection and defence	989
Community social-economic development	24.412

PROJECT ACTIVITIES IN ITALY

Direct beneficiaries

Total	1.383
Students	461
Parents	900
Teachers	22

Certifications about quality and financial statement

CCS Italia financial statement keeps together the accountancy data from all CCS seats (the headquarter office in Italy and the six offices in Southern countries). It got the certification by an external auditing company called PKF (see a copy of auditors' report below). CCS quality management system has been certificated to ISO 9001 standard too (on 31/12/2009 we certificated 4 seats on 7). The involvement of all CCS seats in quality and financial certification processes is a guarantee of reliability and transparency. CCS takes it as a value toward sponsors, donors, friends, companies, institutions, beneficiaries and citizens, that every day trust the association.

